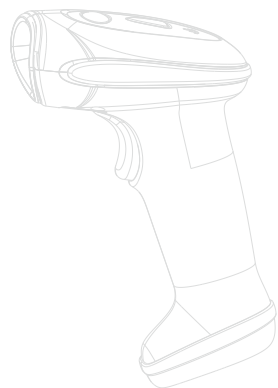


DR40/18

2D Barcode Scanner

User Guide



Warning: Do not arbitrary scan the barcodes in this manual

Ver 2.0
US-EN

YM67



Application



Retail



Logistics



Shoes & Footwear Retail



Healthcare



Government



Other Industries

Quality Control

QC Passed

Maintenance

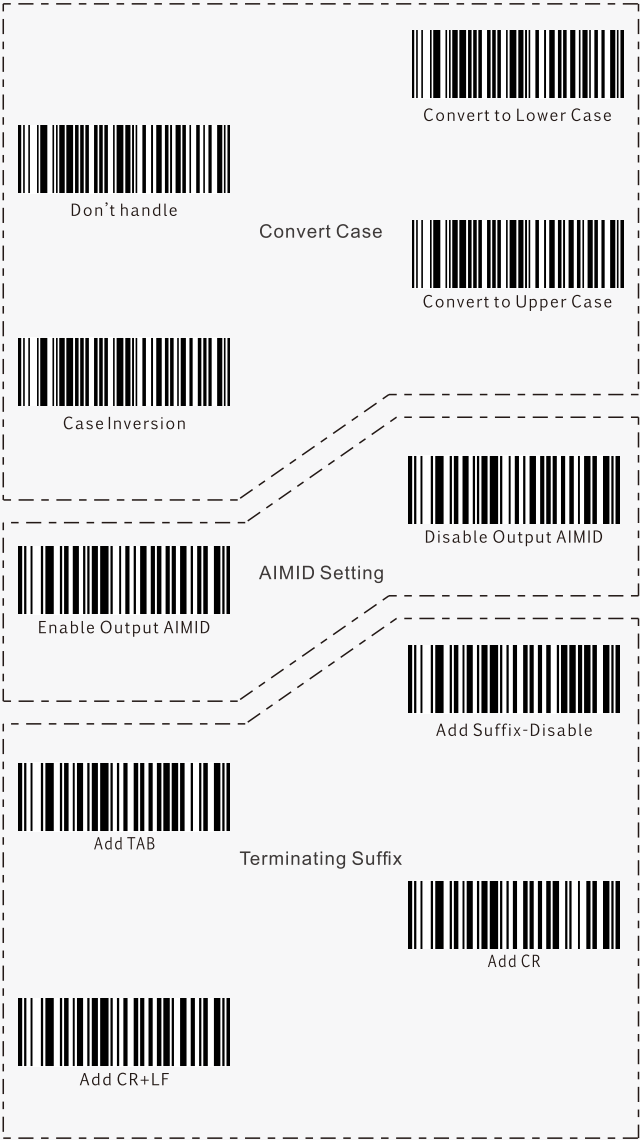
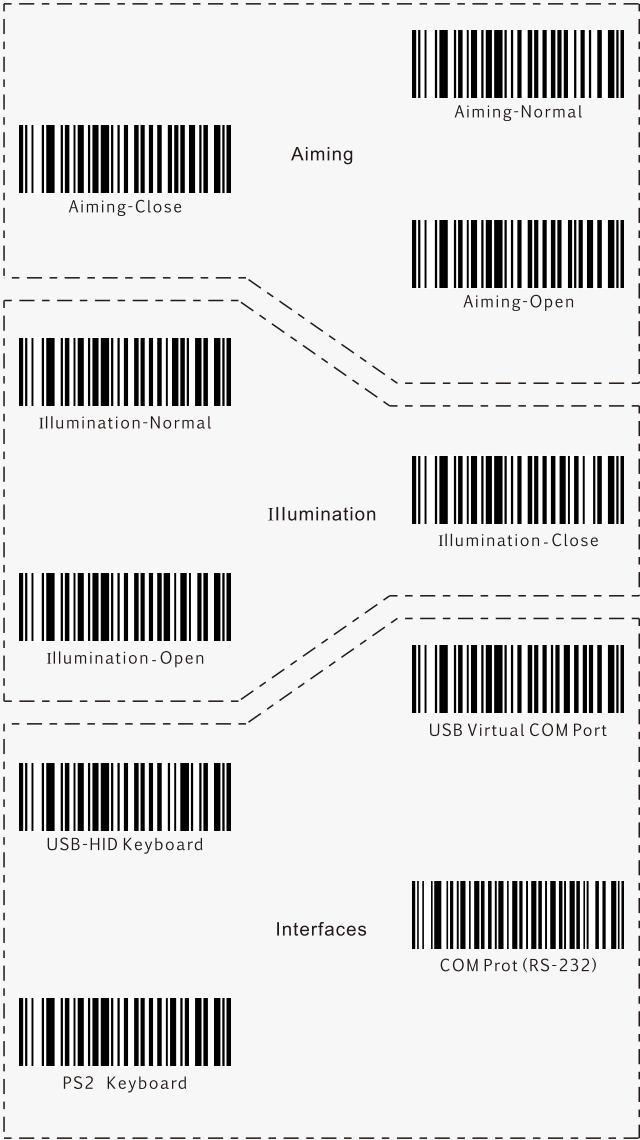
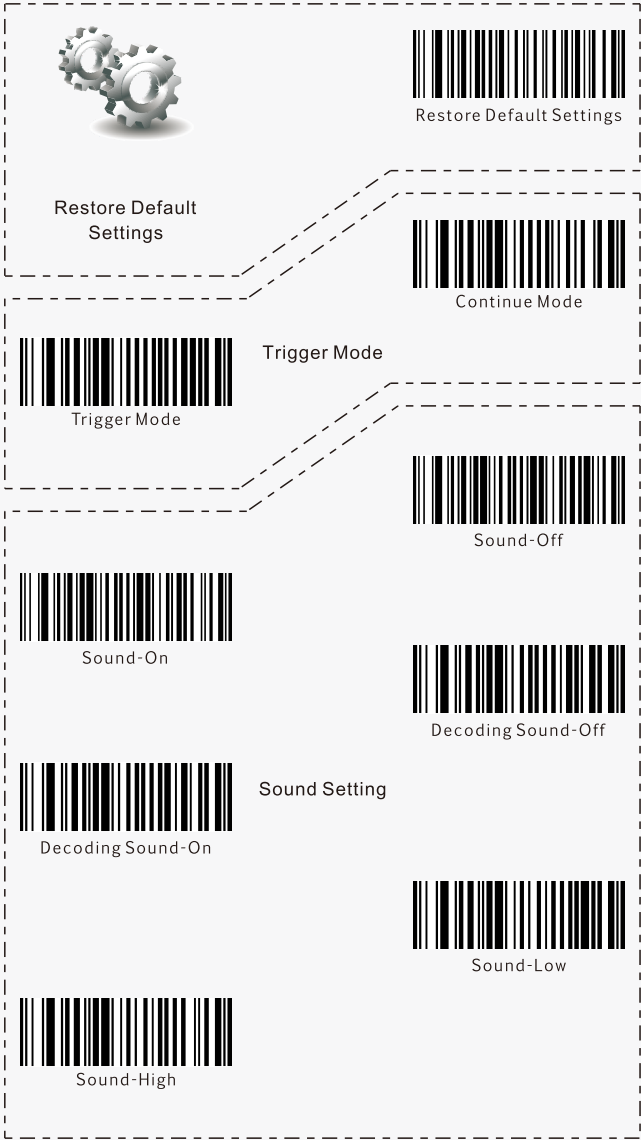



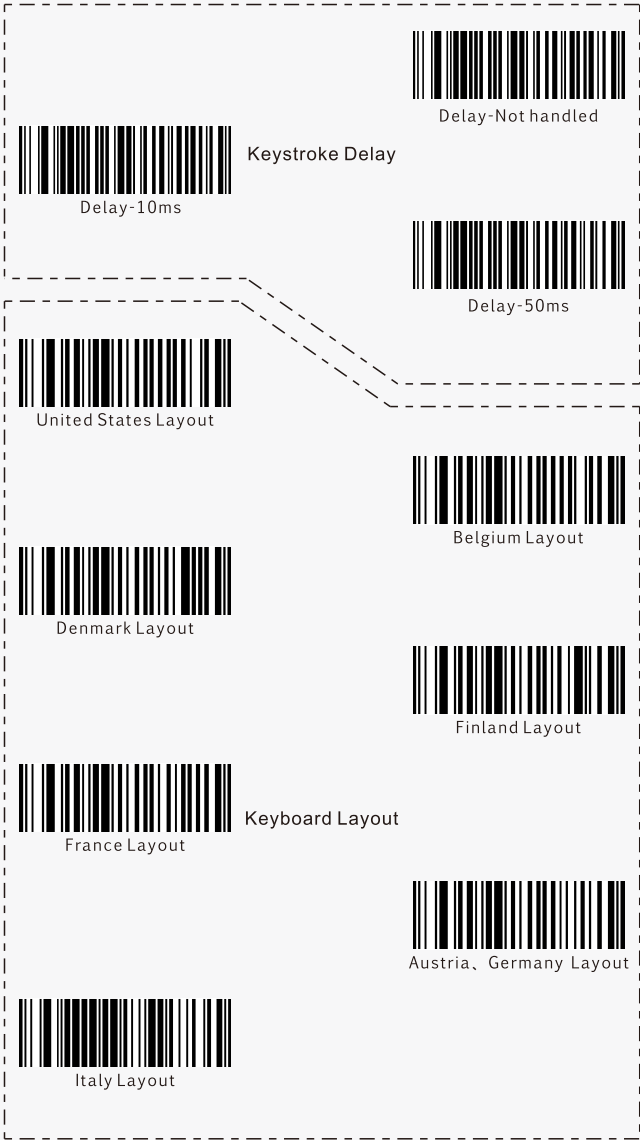
Remove the cable before clean device, clean it with soft cloth or tissue dip a little water or some neutral detergent, You have to clean it with water again, if you choose neutral detergent.

Do not use solvents (such as alcohol, Propyl alcohol and other chemicals) to clean.

Some products containing battery, do not put the scanner near or into fire that could cause explosion accident, please recycle the waste battery to protect environment.

Do not attempt to disassemble the machine, If the maintenance engineer is not authorized by our company disassemble the device, it may be damage the device and void your warranty.







Code 93 Setting

Code93-Enable



Code93-Disable



Codebar-Disable



Codebar Setting

Codebar-Enable



Matrix 25-Disable



Matrix 25 Setting

Matrix 25-Enable



Code 11-Disable



Code 11 Setting

Code 11-Enable



Standard 25 Setting

Standard 25-Enable



Standard 25-Disable



MSI-Disable



MSI Setting

MSI-Enable



Gs1 DataBar-Disable



Gs1 DataBar Setting

Gs1 DataBar-Enable



Code 11-Disable



Han Xin Setting

Code 11-Enable

 Warning: Do not arbitrary scan the barcodes in this manual

Ver 2.0
US-EN

YM67

